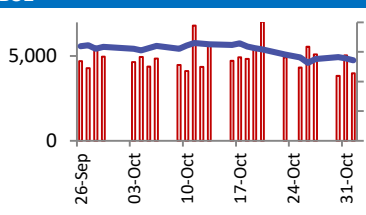
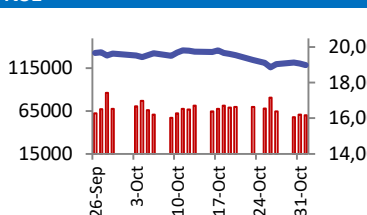


BSE		NSE																													
	<table border="1"> <tr><td>Open</td><td>63830</td></tr> <tr><td>High</td><td>63896</td></tr> <tr><td>Low</td><td>63550</td></tr> <tr><td>Close</td><td>63591</td></tr> <tr><td>Change</td><td>-284</td></tr> <tr><td>Volume (Lacs)</td><td>7644</td></tr> <tr><td>Turnover (Rs.inCr)</td><td>3978</td></tr> </table>	Open	63830	High	63896	Low	63550	Close	63591	Change	-284	Volume (Lacs)	7644	Turnover (Rs.inCr)	3978		<table border="1"> <tr><td>Open</td><td>19064</td></tr> <tr><td>High</td><td>19096</td></tr> <tr><td>Low</td><td>18974</td></tr> <tr><td>Close</td><td>18989</td></tr> <tr><td>Change</td><td>-90</td></tr> <tr><td>Volume(Lacs)</td><td>37366</td></tr> <tr><td>Turnover(Rs.in Cr)</td><td>60007</td></tr> </table>	Open	19064	High	19096	Low	18974	Close	18989	Change	-90	Volume(Lacs)	37366	Turnover(Rs.in Cr)	60007
Open	63830																														
High	63896																														
Low	63550																														
Close	63591																														
Change	-284																														
Volume (Lacs)	7644																														
Turnover (Rs.inCr)	3978																														
Open	19064																														
High	19096																														
Low	18974																														
Close	18989																														
Change	-90																														
Volume(Lacs)	37366																														
Turnover(Rs.in Cr)	60007																														

World Markets	Current	Previous	Pt. Chg	Var(%)
Dow	33275	33053	222	0.7%
Dow Futures	33383	33351	32	0.1%
Nasdaq	13061	12851	210	1.6%
FTSE	7342	7322	21	0.3%
Nikkei	31954	31602	353	1.1%
Hang Seng	17286	17102	184	1.1%
Gift Nifty	19207	19185	22	0.1%
Straits Singapore	3088	3077	11	0.4%
South Korea	2338	2302	37	1.6%
Taiwan	16317	16039	278	1.7%
Shanghai	3022	3023	(1)	0.0%

Commodity Prices	Current	Previous	Pt. Chg	Var(%)
Copper (\$/MT)	8110	8111	(1.0)	0.0%
Alumin (\$/MT)	2237	2252	(15.0)	-0.7%
Zinc (\$/MT)	2500	2430	70.5	2.9%
Brent Crude (\$/bbl)	85.5	84.6	0.8	1.0%
Gold (\$/Ounce)	1984	1983	1.1	0.1%
Silver (\$/Ounce)	23.0	22.9	0.0	0.1%
Light Crude (\$/bbl)	81.3	80.4	0.8	1.0%
N G (\$/mmbtu)	3.5	3.5	(0.0)	-0.1%
Sugar (\$/MT)	740.8	728.1	12.7	1.7%
Rubber (Rs./kg)	151.0	151.8	(0.8)	-0.5%
Baltic Dry Index	1401	1459	(58.0)	-4.0%

Currency Exchange Rate	Current	Previous	Var(%)
Rs./ \$ rate	83.29	83.26	0.04%
Rs./ Euro	87.86	88.83	-1.09%
Rs./ Chinese Yuan	11.38	11.39	-0.03%
Yen / \$ rate	150.26	150.95	-0.46%
\$ US/Euro	1.06	1.06	0.24%

Dollar Index	Current	Previous	Var(%)
Dollar Index	106.34	106.88	-0.51%

Support/ Resistance Levels for Today		
	Nifty	Bank Nifty Fut
Support 1	18940	42830
Support 2	18880	42730
Resistance	19070	43040

Securities in Ban For Trade	
GNFC	

Market Review

US: US stock market indices ended higher on Wednesday after the US Federal Reserve kept interest rates unchanged, while comments from its top official fueled optimism that rate hikes were done even though the central bank left the door open for more.

Asia: Asia markets traded higher on Thursday following overnight gains on Wall Street after the US Federal Reserve decided to leave its benchmark interest rates unchanged.

India: India's benchmark stock indices declined through Wednesday for the second consecutive session, ahead of the U.S. Federal Reserve's decision on interest rates later in the day. The real estate, media and pharmaceutical sectors advanced, whereas metals fell the most. **Market is expected to open gap up and likely to witness positive move during the day.**

Global Economy: Australia's trade surplus narrowed to an over two-year low in September, hit chiefly by a sharp decline in the export of some metals, while imports rose sharply amid increased demand for capital goods and recreational items. The country's trade surplus narrowed to A\$6.79 billion in September. The reading fell sharply from the A\$10.16 billion surplus seen in August, and was also well below expectations for a surplus of A\$9.5 billion.

U.S. job openings increased in September, pointing to persistent labor market tightness that is supporting the economy and likely to see the Federal Reserve keeping interest rates higher for a long time to cool demand. The layoffs dropping to a nine-month low. There were 1.50 job openings for every unemployed person in September, slightly up from 1.49 in August and way above the pre-pandemic ratio of 1.2. The U.S. central bank left rates unchanged on Wednesday, but kept the door open to a further increase in borrowing costs as it acknowledged the economy's surprising strength.

Commodities: Gold prices edged higher on Thursday, as the U.S. dollar and bond yields slipped after the Federal Reserve held interest rates steady and acknowledged the tighter financial conditions faced by businesses and households.

Oil prices edged higher in early trade on Thursday as the conflict in the Middle East kept investors on edge about whether it could disrupt oil supplies around the region.

Currency: The dollar fell broadly on Thursday, tracking a slide in U.S. Treasury yields as markets grew more convinced the Federal Reserve was done with its aggressive monetary policy tightening cycle after it left rates unchanged.

FII Derivative Transactions (Rs. Cr)

Contracts	Purchase		Sell		Net Value	Open Interest (OI)		OI (Previous day)		Change	
	Contract	Value	Contract	Value		Contract	Value	Contract	Value	Contract	Value
Index Future	34917	2765	39760	3126	(361)	231499	18781	215432	17526	16067	1255
Index Option	28723544	2005381	28753745	2000059	5322	3482536	301535	4271080	343013	(788544)	(41478)
Stock Future	172771	12068	190935	13276	(1208)	2530587	171936	2503027	170539	27560	1397
Stock Option	213449	15014	213954	15116	(102)	157541	10853	135886	9394	21655	1459
Total	29144681	2035228	29198394	2031577	3651	6402163	503105	7125425	540472	(723262)	(37367)

FII All Activity-BBG (Rs Cr)	Buy	Sell	Net
25-Oct-23	9128	13153	(4025)
26-Oct-23	11830	18226	(6396)
27-Oct-23	10162	12656	(2494)
30-Oct-23	6724	8421	(1697)
31-Oct-23	11147	11580	(433)
Month to date-Oct	194917	217029	-22112
FII (Prov.) (Rs Cr)	Buy	Sell	Net
26-Oct-23	10239	17942	(7703)
27-Oct-23	9360	10860	(1500)
30-Oct-23	6654	8416	(1762)
31-Oct-23	10940	11636	(696)
1-Nov-23	6674	8491	(1817)
Month to date- Oct	191374	224018	(32644)
DII (Prov.) (Rs. Cr)	Buy	Sell	Net
26-Oct-23	13601	7042	6558
27-Oct-23	7136	6822	314
30-Oct-23	7524	6195	1328
31-Oct-23	6479	6139	340
1-Nov-23	7617	5995	1622
Month to date-Oct	171323	141447	29876
FII Debt - BBG (Rs. Cr)	Buy	Sell	Net
25-Oct-23	241	266	(24)
26-Oct-23	363	559	(196)
27-Oct-23	807	572	235
30-Oct-23	347	280	66
31-Oct-23	1390	591	799
Month to date-Oct	18215	11894	6321

Market Breadth	BSE		NSE	
	No.	%	No.	%
Advance	1575	42%	938	37%
Decline	2090	55%	1478	59%
Unchanged	118	3%	91	4%

Market Turnover	01-Nov	31-Oct	Var (%)
BSE Cash	3978	5050	-21%
NSE Cash	60007	60771	-1%
NSE Futures	79229	84330	-6%
NSE Options	44557813	42319402	5%
Total (Rs.Cr)	44701026	42469552	5%

Volatility Index	01-Nov	31-Oct
Volatility Index	12.05	11.83

Index PE - TTM	01-Nov	Yr. High	Yr. Low
Sensex	0.0	26.0	21.8
Nifty	20.4	24.2	20.0

Corporate News

Syrma SGS Technology Board approves amalgamation scheme

Board-approved scheme of amalgamation of SGS Infosystems with SGS Teknics Manufacturing The board also approved the merger of the merged company, SGS Teknics Manufacturing, with Syrma SGS Technology.(BQ)

Maruti Suzuki India receives a SCN

The company received a show cause notice from Agra's Legal Metrology Department for not mentioning MRP on the listed products available for sale on the company's website.(BQ)

JK Tyre & Industries approved an investment

The company approved an investment of Rs 1,025 crore for the expansion of tyre manufacturing capacity. Manufacturing capacity to increase by 19.45%.(BQ)

SEBI introduces dispute resolution portal for Indian Oil members

SEBI has introduced a common online dispute resolution portal to facilitate the online resolution of all kinds of disputes arising in the Indian Securities Market for the members of the company.(BQ)

Economy

IRB Infra Trust completes refinancing of 5 BOT projects for Rs 6,400 crore

IRB Infrastructure Trust, the private InvIT of IRB, has completed the refinancing of five BOT projects for about Rs 6,400 crore located in three states.Of the 5 build-operate-transfer (BOT) projects, 2 each are located in Maharashtra and Uttar Pradesh, while 1 is in Rajasthan.(BQ)

International

Toyota hikes wage of US factory workers after UAW labor deals

Toyota Motor is raising the wages of nonunion U.S. factory workers just days after the United Auto Workers union won major pay and benefit hikes from the Detroit Three automakers. Hourly manufacturing workers at top pay will receive a wage hike of about 9% effective on Jan. 1, the company confirmed. Other nonunion logistics and service parts employees are getting wage hikes.(Reuters)

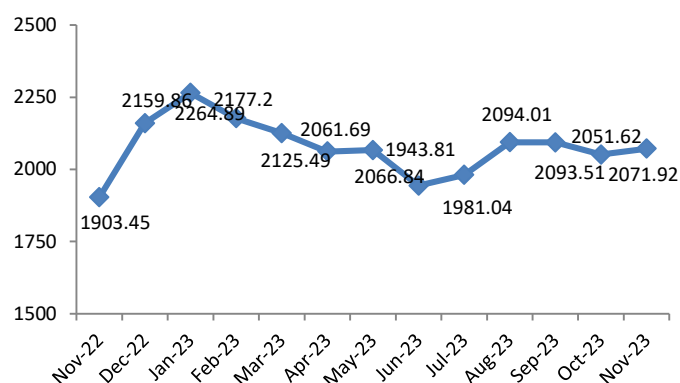
Top 5 Nifty Gainers	01-Nov	31-Oct	Var(%)
SUNPHARMA	1116	1089	2.5%
BPCL	357	349	2.2%
HINDALCO	463	460	0.7%
BAJAJ-AUTO	5344	5314	0.6%
RELIANCE	2297	2288	0.4%
Top 5 Nifty Losers	01-Nov	31-Oct	Var(%)
ADANIEN	2217	2295	-3.4%
COALINDIA	307	314	-2.4%
SBILIFE	1336	1368	-2.3%
ASIANPAINT	2935	2996	-2.0%
ADANI PORTS	769	785	-2.0%

BSE Index Watch	Last	1 day	1 wk	1 mth	1 yr
SENSEX	63591	-0.4%	-0.7%	-3.4%	4.4%
MIDCAP	31137	-0.3%	0.7%	-3.7%	21.7%
SMLCAP	36883	-0.1%	1.5%	-1.8%	27.4%
AUTO	35972	-0.6%	-2.5%	-1.8%	17.7%
BANKEK	48258	-0.4%	0.2%	-3.8%	2.3%
Capital Goods	45514	-0.6%	-0.2%	-4.6%	36.6%
FMCG	18460	-0.3%	0.0%	-1.2%	13.8%
Health Care	27350	0.3%	0.1%	-4.0%	12.0%
IT	30827	-0.8%	-0.2%	-3.9%	5.3%
METAL	21916	-1.4%	-2.4%	-5.6%	13.3%
Oil & Gas	18296	0.3%	0.9%	-3.8%	-6.7%
Power	4379	-1.2%	1.7%	-6.0%	-11.4%
Realty	4849	1.5%	5.3%	5.3%	38.7%

NSE USD Futures	01-Nov	31-Oct	Var (%)
Oct Expiry (Rs./\$)	83.33	83.26	0.1%
Nov Expiry (Rs./\$)	83.34	83.27	0.1%
Total Turnover (Rs. Crore)	22424	19270	16%

Sectors	TTM PE
Auto	30.79
Auto Ancillary	41.55
Banking	14.27
Engineering	40.96
Cement	73.84
Diamonds & Jewellery	36.21
Housing Finance	20.22
Infrastructure & Const	28.13
Metals-Aluminium	34.28
Metal - Steel	12.6
Oil Expl.	14.17
Pharma	7.67
Power – Gen. Supp.	39.43
Information Tech.	15.41
Sugar	10.92
Telecom Serv. Prov.	137.55
Tyres	33.4

Ferro Chrome(Rs/Tonne) (Source:BBG)



10 year G-Sec Yield	Current	Previous	Change
US	4.71%	4.73%	(2) bps
Japan	0.92%	0.96%	(4) bps
India	7.36%	7.36%	0 bps
UK	4.50%	4.51%	(1) bps
Libor 3 Mths	5.64%	5.64%	1 bps

Indian Eco Data	Current	Previous	Var(%)
Forex Reserve (US\$ in bn)	525	528	-0.7%
Inflation – WPI	-0.26%	-0.52%	26 bps
Inflation – CPI	5.02%	6.83%	(181) bps

India GDP	Q4FY23	Q4FY22	Var(%)
Growth	8.00%	6.06%	194 bps

Monetary Policy	Current	Previous	Change
Repo Rate	6.50%	6.50%	0 bps
Reverse Repo Rate	3.35%	3.35%	0 bps
CRR	4.50%	4.50%	0 bps
O/S Banking System Liquidity (Rs bn)	-548	-1079	531.3

IIP Growth %	Aug-23	Aug-22	YTD
IIP	10.3	-0.7	5.7
Mining	12.3	-3.9	8.3
Manufacturing	9.3	-0.5	5.2
Electricity	15.3	1.4	7.0

ADR Price Movement

Company	Price (US\$)	Volume	Previous Day Price	Volume	Variance (%)	No. of Share Per ADR	ADR Price (Rs.)	BSE Price	Variance (%)
Infosys Tech	16.40	5943302	16.42	4663478	-0.12%	1	1365.93	1354.15	0.9%
Wipro	4.54	2122691	4.55	1549693	-0.22%	1	378.13	380.95	-0.7%
Dr.Reddy's	65.50	309560	65.13	433330	0.57%	1	5455.41	5346.45	2.0%
ICICI Bank	22.27	5455024	22.19	5919595	0.36%	2	927.42	914.05	1.5%
HDFC Bank	56.54	2263081	56.55	1675978	-0.02%	3	1569.71	1474.50	6.5%

GDR's (US\$)

	Prices	Prev. Close	Change	Var %
L&T	34.90	35.20	(0.3)	-0.9%
RIL	55.30	54.60	0.7	1.3%
SBI	68.40	67.70	0.7	1.0%

US Economy Data	Current	Previous
Inflation (%) (YoY)	3.70%	3.70%
Unemployment (%)	3.80%	3.80%

Interest Rate (%)	Current	Previous
Fed Rate	5.50%	5.50%

US GDP	Q3CY23	Q2CY23	Q4CY22
Growth (QoQ Annualized)	4.90%	2.10%	2.60%

China Economy Data	Current	Previous
GDP	4.90%	6.30%
Inflation – CPI (%)	0.00%	0.10%

Economic Calendar	Date
Indian GDP Data	30 Nov
Indian Inflation Data CPI	13 Nov
Indian Inflation Data WPI	14 Nov
Indian Monetary Policy	8 Dec
India's Industrial Production (IIP)	10 Nov
US Inflation Data	14 Nov
US GDP	29 Nov
US Unemployment Data	3 Nov
US Fed Rate	To be announced
China GDP	16 Jan
China Inflation Data	09 Nov

Event Update

Name	Date	Purpose
Bhansali Engineering Polymers Ltd.	02-11-2023	Rs.1.00 per share(100%)Second Interim Dividend
Cantabil Retail India Ltd.	02-11-2023	Stock Split from Rs.10/- to Rs.2/-
Coforge Ltd.	02-11-2023	Rs.19.00 per share(190%)Second Interim Dividend
Hindustan Unilever Ltd.	02-11-2023	Rs.18.00 per share(1800%)Interim Dividend
Jeena Sikho Lifecare Ltd.	02-11-2023	Bonus
Kajaria Ceramics Ltd.	02-11-2023	Rs.6.00 per share(600%)Interim Dividend
Laurus Labs Ltd.	02-11-2023	Rs.0.400 per share(20%)Interim Dividend
Share India Securities Ltd.	02-11-2023	Rs.3.00 per share(30%)Second Interim Dividend
Tech Mahindra Ltd.	02-11-2023	Rs.12.00 per share(240%)Interim Dividend
Asian Paints Ltd.	03-11-2023	Rs.5.15 per share(515%)Interim Dividend
Embassy Office Parks REIT	03-11-2023	Income Distribution RITES
Symphony Ltd.	03-11-2023	Rs.2.00 per share(100%)Second Interim Dividend

Bulk Deal As On 01/11/23

BSE					
Security Code	Security Name	Client Name	Deal	Quantity	Price
513513	ADITYA	DEEPAK JAIN	B	29396	10.5
540718	AKM	PRAKASHBHAI PANCHAL	B	21000	46.24
540718	AKM	SKSE SECURITIES LIMITED CORP CM/TM PROP A/C	S	24000	44.63
513401	ASHIS	IMMACULATE ADVISORY PRIVATE LIMITED	S	97688	33.98
513401	ASHIS	PIYUSH KUMAR DUTTA	B	47000	33.98
544000	CCAL	SKSE SECURITIES LIMITED CORP CM/TM PROP A/C	S	90000	25.26
544000	CCAL	SKSE SECURITIES LIMITED CORP CM/TM PROP A/C	B	90000	25.08
530457	CINERAD	PREMJI BHURALAL GALA HUF	S	48727	5.93
512379	CRESSAN	AMI NIRAJ SHAH	S	2225562	21.57
512379	CRESSAN	RAJMISH TRADERS LLP	B	2500000	22.51
512379	CRESSAN	KRISHNA AWTAR KABRA	B	2000000	21.5
512379	CRESSAN	KAMLA MULTITRADE LLP	S	2178039	21.89
512379	CRESSAN	KAMLA MULTITRADE LLP	B	1532141	21.91
540190	FRANKLININD	LALIT SOLANKI .	B	31500	38
540190	FRANKLININD	SAGARKUMAR PRAVINCHANDRA DATANIYA	S	20172	38
540190	FRANKLININD	SEEMA DOSHI	B	27000	38
540190	FRANKLININD	MOKSHA DOSHI	B	29000	38
540190	FRANKLININD	POPAT LAL LABANA	B	24500	38
540190	FRANKLININD	ROHIT BAIRWA	S	50000	38.02
540190	FRANKLININD	BHIMABHAI JALANDHAR THAKOR	S	18368	38
540190	FRANKLININD	MULTIPLIER SHARE & STOCK ADVISORS PRIVATE LIMITED	S	32059	39.37
540936	GGL	ISHA RASTOGI .	S	62839	11.52
539228	GGPL	ASHWINKUMAR KHIMCHAND JHAKHARIYA	B	600000	6.14
539228	GGPL	VISHAL MULCHANDBHAI GALA	S	3128000	6.14
526967	HEERAISP	JR SEAMLESS PRIVATE LIMITED	B	44490	9.07
541983	INNOVATIVE	MULTIPLIER SHARE & STOCK ADVISORS PRIVATE LIMITED	S	77000	25.2
541983	INNOVATIVE	NARPATCHAND HARAKHCHAND JAIN	B	250000	25.32
543286	JETMALL	R ROUNAK KUMAR .	S	42000	23.5
542446	JONJUA	SUBHASHCHAND HIRANAND GANGWANI	B	48984	12.26
526961	LASTMILE	PATEL SITABEN JAYANTILAL	S	100000	190.01
526961	LASTMILE	NAV CAPITAL VCC - NAV CAPITAL EMERGING STAR FUND	B	100000	190
539814	LELAVOIR	ANURADHA KHAN	S	25000	111
539814	LELAVOIR	PRITY AGARWAL	B	25499	110.9
543262	MRP	SOMYA AGRO SUPERMART	S	63000	38.05
540386	ONTIC	AVINASHSINGHBIRENDRASINGHRAJPUT	B	595000	0.61
511557	PROFINC	SHRENI CONSTRUCTION PRIVATE LIMITED	B	1470000	1.21
543366	SBLI	NARMADABEN VAGHELA	S	13200	33.46
543366	SBLI	LALJIBHAI TRIVEDI	S	4800	34.41
520086	SICALLOG	SAHASTRAA ADVISORS PRIVATE LIMITED	S	40000	215.3
520086	SICALLOG	BP EQUITIES PVT. LTD.	S	17002	215.3
544001	SUNITATOOL	SAURABHTRIPATHI	S	38000	164.11
536264	TIGERLOGS	TIGER SOFTECH INDIA PRIVATE LIMITED	S	100015	470
514302	VIPPYSP	JR SEAMLESS PRIVATE LIMITED	B	37054	205.37
511018	ZMILGFIN	SHRENI CONSTRUCTION PRIVATE LIMITED	B	9999	39.49

NSE

Security Code	Security Name	Client Name	Deal	Quantity	Price
ADVANIHOTR	Advani Hotels & Resorts (DELTA CORP LIMITED	SELL	250000	110.52
AKG	AKG Exim Limited	NITN KAPOOR	BUY	300300	24.2
BASILIC	Basilic Fly Studio Ltd	CHANCHAL DEVI LODHA	SELL	120000	298.13
BLUEJET	Blue Jet Healthcare Ltd	NORGES BANK ON ACCOUNT OF THE GOVERNMENT PENSION FUND GLOBAL	BUY	2100000	380
BLUEJET	Blue Jet Healthcare Ltd	VALUEQUEST INVESTMENT ADVISORS PRIVATE LIMITED	BUY	1137541	388
BTML	Bodhi Tree Multimedia Ltd	AKNM SUPPLIERS PRIVATE LIMITED	BUY	65000	156.05
GODHA	Godha Cabcon Insulat Ltd	MAHADEV MANUBHAI MAKVANA	SELL	17621278	0.6
HDFCBANK	HDFC Bank Ltd.	FORMOSA ASIA OPPORTUNITY LIMITED - UG GREATER CHINA MULTI- STRATEGY FUND	SELL	88838	1476.5
HDFCBANK	HDFC Bank Ltd.	FORMOSA OPPORTUNITY LIMITED - UG GREAT WALL ABSOLUTE RETURN FUND	BUY	88838	1476.5
HOLMARC	Holmarc Opto Mechatro L	SHANTI CAPINVEST PRIVATE LIMITED	SELL	51000	119.86
KANANIIND	Kanani Industries Ltd	GOVINDBHAI LALJIBHAI KAKADIA	SELL	1000000	7.66
KANANIIND	Kanani Industries Ltd	HIRABHAI KANJIBHAI KAKADIA	SELL	1000000	7.7
KANANIIND	Kanani Industries Ltd	MANASH DUTTA	BUY	1700000	7.7
KSHITIJPOL	Kshitij Poly line Limited	BHARAT HEMRAJ GALA	SELL	2609417	7.16
ONDOOR	On Door Concepts Limited	NARESH NAGPAL	BUY	45000	208.37
ONDOOR	On Door Concepts Limited	VIJIT GLOBAL SECURITIES PRIVATE LIMITED	BUY	54000	211.08
RADHIKAJWE	Radhika Jew eltech Limited	RAVIRAJ SINH PRUTHVISINH JADEJA	SELL	939846	46.31
WOMANCART	Womancart Limited	NIKUNJ STOCK BROKERS LTD	SELL	22400	138.31
WOMANCART	Womancart Limited	PRATIBHA ABHAIKUMAR NAHAR	BUY	32000	141
WOMANCART	Womancart Limited	SATYA VIBHU MUPPANA	BUY	43200	141
WOMANCART	Womancart Limited	SETU SECURITIES PVT LTD	SELL	43200	141
WOMANCART	Womancart Limited	STATSOL RESEARCH LLP	SELL	52800	141
WOMANCART	Womancart Limited	TOPGAIN FINANCE PRIVATE LIMITED	SELL	65600	141

Disclosure:

Research Reports that are published by Nirmal Bang Securities Private Limited (hereinafter referred to as "NBSPL") are for private circulation only. NBSPL is a registered Research Analyst under SEBI (Research Analyst) Regulations, 2014 having Registration no. INH000001766. NBSPL is also a registered Stock Broker with National Stock Exchange of India Limited, BSE Limited, Metropolitan Stock Exchange of India Limited, Multi Commodity Exchange of India Limited and , National Commodity and Derivative Exchange Limited in Capital Market , Equity and Commodities derivatives segments and Currency Derivatives Segment .

NBSPL has other business divisions with independent research teams separated by Chinese walls, and therefore may, at times, have different or contrary views on stocks and markets.

NBSPL or its associates have not been debarred / suspended by SEBI or any other regulatory authority for accessing / dealing in securities Market since last 20 years. NBSPL, its associates or analyst or his relatives do not hold any financial interest (Except Investment) in the subject company. NBSPL or its associates or Analyst do not have any conflict or material conflict of interest at the time of publication of the research report with the subject company. NBSPL or its associates or Analyst or his relatives may or may not hold beneficial ownership of 1% or more in the subject company at the end of the month immediately preceding the date of publication of this research report.

NBSPL or its associates / analyst has not received any compensation / managed or co-managed public offering of securities of the company covered by Analyst during the past twelve months. NBSPL or its associates have not received any compensation or other benefits from the company covered by Analyst or third party in connection with the research report. Analyst has not served as an officer, director or employee of Subject Company. NBSPL / analyst has not been engaged in market making activity of the subject company.

Analyst Certification: The research analysts and authors of these reports, hereby certify that the views expressed in this research report accurately reflects my/our personal views about the subject securities, issuers, products, sectors or industries. It is also certified that no part of the compensation of the analyst(s) was, is, or will be directly or indirectly related to the inclusion of specific recommendations or views in this research. The analyst(s) principally responsible for the preparation of this research report and has taken reasonable care to achieve and maintain independence and objectivity in making any recommendations.

Disclaimer:

The Research Report is for the personal information of the authorized recipient and does not construe to be any investment, legal or taxation advice. NBSPL is not soliciting any action based upon it. Nothing in the research report shall be construed as a solicitation to buy or sell any security or product, or to engage in or refrain from engaging in any such transaction. In preparing the research report, we did not take into account the investment objectives, financial situation and particular needs of the reader.

The research report has been prepared for the general use of the clients of NBSPL and must not be copied, either in whole or in part, or distributed or redistributed to any other person in any form. If you are not the intended recipient you must not use or disclose the information in the research report in any way. Though disseminated to all the customers simultaneously, not all customers may receive the research report at the same time. NBSPL will not treat recipients as customers by virtue of their receiving the research report. The research report is not directed or intended for distribution to or use by any person or entity resident in a state, country or any jurisdiction, where such distribution, publication, availability or use would be contrary to law, regulation or which would subject NBSPL & its group companies to registration or licensing requirements within such jurisdictions.

The report is based on the information obtained from sources believed to be reliable, but we do not make any representation or warranty that it is accurate, complete or up-to-date and it should not be relied upon as such. We accept no obligation to correct or update the information or opinions in it. NBSPL or any of its affiliates or employees shall not be in any way responsible for any loss or damage that may arise to any person from any inadvertent error in the information contained in the research report. NBSPL or any of its affiliates or employees do not provide, at any time, any express or implied warranty of any kind, regarding any matter pertaining to this report, including without limitation the implied warranties of merchantability, fitness for a particular purpose, and non-infringement. The recipients of the research report should rely on their own investigations.

This information is subject to change without any prior notice. NBSPL reserves its absolute discretion and right to make or refrain from making modifications and alterations to this statement from time to time. Nevertheless, NBSPL is committed to providing independent and transparent recommendations to its clients, and would be happy to provide information in response to specific client queries.

Before making an investment decision on the basis of research report, the reader needs to consider, with or without the assistance of an adviser, whether the advice is appropriate in light of their particular investment needs, objectives and financial circumstances. There are risks involved in securities trading. The price of securities can and does fluctuate, and an individual security may even become valueless. International investors are reminded of the additional risks inherent in international investments, such as currency fluctuations and international stock market or economic conditions, which may adversely affect the value of the investment. Opinions expressed are subject to change without any notice. Neither the company nor the director or the employees of NBSPL accept any liability whatsoever for any direct, indirect, consequential or other loss arising from any use of the research report and/or further communication in relation to the research report. Here it may be noted that neither NBSPL, nor its directors, employees, agents or representatives shall be liable for any damages whether direct or indirect, incidental, special or consequential including lost revenue or lost profit that may arise from or in connection with the use of the information contained in the research report.

Copyright of this document vests exclusively with NBSPL.

Our reports are also available on our website

Registration granted by SEBI and certification from NISM in no way guarantee performance of NBSPL or provide any assurance of returns to investors.

Nirmal Bang Research (Division of Nirmal Bang Securities Pvt. Ltd.)

B-2, 301/302, Marathon Innova,
Opp. Peninsula Corporate Park
Off. Ganpatrao Kadam Marg
Lower Parel(W), Mumbai-400013
Board No. : 91 22 6723 8000/8001
Fax. : 022 6723 8010